



**Building Passion,
Building Solutions.**
Panasonic Air Conditioning Systems

We face a time in which “quality air” differentiates business. It’s a time for Panasonic to fully display its strengths. Our ability to assemble and build superior systems isn’t just due to the rich resources we have as a comprehensive electronics manufacturer, but also to Panasonic’s 100 years of tradition, where each person thinks and acts on their own initiative while working in a team to reach further heights. We do not compromise. Each of our independent selves is a one stop solution. We face our customers’ challenges together with our customers and do all that we can to build effective systems. As a true partner for our customers, we strive to always be at the forefront of business.

- Please read the Installation Instructions carefully before installing the unit, and the Operating Instructions before using it.
- Specifications are subject to change without prior notice.
- The contents of this catalogue are accurate as of February 2025.
- Due to printing considerations, actual colours may vary slightly from those shown.
- All graphics are provided solely for the purpose of illustrating a point.



Do not add or replace refrigerant other than the specified type. Manufacturer is not responsible for damage or deterioration in safety due to usage of other refrigerant.

Authorised Dealer

OCAU_R32 PAC Duct_CAT_2025_V1

Panasonic Australia Pty. Limited.
Address: 1 Innovation Road, Macquarie Park, NSW 2113
ACN 001 592 187 ABN 83 001 592 187
aircon.panasonic.com.au

PREMIUM INVERTER
DUCTED AIR CONDITIONING



Scan for more Panasonic Air Conditioning information.
Connect with your smartphone using this QR

HVAC Site



Product information



QUALITY AIR FOR LIFE

Panasonic Air Conditioning 24-hour nanoe™ X Air Purification^{*1}



Remote Controller

NEW ///



(CZ-RTC6WZ2*2)



(CZ-RTC6Z2)

CONEX
Zone controller

NEW ///



(CZ-RTC6WBLW2*2)



(CZ-RTC6BLW2)

CONEX

nanoe™ X is a feature of all NX series units.
The CONEX Zone controller (CZ-RTC6WZ2*2/CZ-RTC6Z2) and CONEX (CZ-RTC6WBLW2*2/CZ-RTC6BLW2) lets you switch nanoe™ X OFF and ON wherever you are, giving you 24 hr access to clean air in your room.

^{*1} The nanoe™ X mode can be run independently from cooling or heating mode, and needs to be on for the 24 hour air purification to function.
^{*2} Scheduled release date of 4th Quarter in CY23.

Product Line-Up

Cooling Capacity	6.0kW	7.1kW	10.0kW	12.5kW	14.0kW	16.0kW	18.0kW	20.0kW	22.4kW
R32 REFRIGERANT R32 Deluxe Model	 S-71PE3R								
	 U-71PZH3R5								
R32 REFRIGERANT R32 Compact Model	 S-100PE3R								
	 U-100PZH3R5 U-100PZH3R8 ^{*3}								
R32 REFRIGERANT R32 Compact Model	 S-125PE3R								
	 U-125PZH3R5 U-125PZH3R8 ^{*3}								
R32 REFRIGERANT R32 Compact Model	 S-140PE3R								
	 U-140PZH3R5 U-140PZH3R8 ^{*3}								
R32 REFRIGERANT R32 Compact Model	 S-160PE3R								
	 U-160PZH3R5 U-160PZH3R8 ^{*3}								
R32 REFRIGERANT R32 Compact Model	 S-180PE4R								
	 U-180PZH3R5 U-180PZH3R8 ^{*3}								
R32 REFRIGERANT R32 Compact Model	 S-200PE4R								
	 U-200PZH3R8 ^{*3}								
R32 REFRIGERANT R32 Compact Model	 S-224PE4R								
	 U-224PZH3R8 ^{*3}								
R32 REFRIGERANT R32 Compact Model	 S-60PE3R								
	 U-60PZ3R5								
R32 REFRIGERANT R32 Compact Model	 S-71PE3R								
	 U-71PZ3R5								
R32 REFRIGERANT R32 Compact Model	 S-100PE3R								
	 U-100PZ3R5 U-100PZ3R8 ^{*3}								
R32 REFRIGERANT R32 Compact Model	 S-125PE3R								
	 U-125PZ3R5 U-125PZ3R8 ^{*3}								
R32 REFRIGERANT R32 Compact Model	 S-140PE3R								
	 U-140PZ3R5 U-140PZ3R8 ^{*3}								

^{*3} 3-Phase model.

Live Better with 24-hour nanoe™ X Air Purification*1

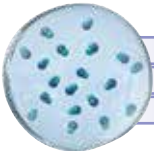
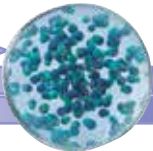
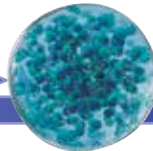





While the general filters in air purifiers are effective against airborne bacteria and viruses, nanoe™ X also works to inhibit longer-living, adhered bacteria and viruses. As well as this, the CONEX remote control (CZ-RTC6WBLW2*2/CZ-RTC6BLW2/CZ-RTC6WZ2*2/CZ-RTC6Z2) gives you access to your air conditioner anywhere, anytime, so you can turn nanoe™ X on even while you're out and enjoy 24-hour quality air in your home.

*1 The nanoe™ X mode can be run independently from cooling or heating mode, and needs to be on for the 24 hour air purification to function.
*2 Scheduled release date of 4th Quarter in CY23.



nanoe™ X Device Evolution

Dramatically increased release of hydroxyl radicals and making the high concentration of nanoe™ X in the space. The latest device, nanoe™ X Generator Mark 3, can be used in large spaces of more than 100 m² with greater effectiveness.


nanoe™ X	nanoe™ X Generator Mark 1	nanoe™ X Generator Mark 2	nanoe™ X Generator Mark 3
			
10x times			
20x times			
100x times			
Hydroxyl radicals			
0.48 Trillion* hydroxyl radicals/sec	4.8 Trillion* hydroxyl radicals/sec	9.6 Trillion* hydroxyl radicals/sec	48 Trillion* hydroxyl radicals/sec
Device status			
			
Electrostatic atomisation Multi-leader discharge		Electrostatic atomisation Circular discharge	

* Measured using the ESR method (amount of hydroxyl radicals immediately after release from the generator. [Source: Panasonic internal research])

Healthy Air for a Healthy Home with nanoe™ X

Cleaning Your Whole Home by Inhibiting Bacteria and Viruses

Up to 9.6 trillion hydroxyl radicals are releasing per second, nanoe™ X inhibiting bacteria and viruses, helps keeping your home clean.



24-hour
nanoe™ X Air purification

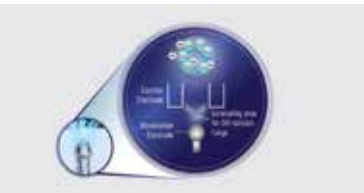
*1 The nanoe™ X mode can be run independently from cooling or heating mode, and needs to be on for the 24 hour air purification to function.

Uniqueness of nanoe™ X



Effective on fabrics and surfaces

*Nano-sized (5-20nm) nanoe™ X can penetrate cloth fibres to inhibit adhered pollutants.



Maintenance-free

*The nanoe™ X device requires no maintenance as its atomisation electrode is enveloped with water during its generation process and it is made of Titanium.



Actively fill in the room

*Hydroxyl radicals contained in water actively fill an entire room and go beyond the filter to inhibit adhered and airborne viruses.

Comfort Cloud App Control with CONEX*3

24hr nanoe™ X Air Purification App Control

CONEX (CZ-RTC6WBLW2*2/CZ-RTC6BLW2) and CONEX zone controller (CZ-RTC6WZ2*2/CZ-RTC6Z2) come with WLAN allowing you to control and monitor your air conditioner anytime, anywhere via the Comfort Cloud App. Now you can turn on nanoe™ X even when you are at out, so you can come home to clean air in your house.

*2 Scheduled release date of 4th Quarter in CY23. Black models(CZ-RTC6BLW2/CZ-RTC6Z2) are also available.
*3 CZ-RTC6WBLW2*2, CZ-RTC6BLW2, CZ-RTC6WZ2*2 and CZ-RTC6Z2




Switch on and purify when you are out


Cool and purify when you are at home




Pre-Cool Your Office Before Arriving




To enjoy the most comfortable day at work, pre-cool it before reaching and be greeted with a cool and pleasant office.




Conveniently Turn All OFF/ON Easily




Never have to worry about individually switching OFF/ON your air conditioner units. With a tap, you can turn all your air conditioner OFF/ON.




Purifies Your Office with nanoe™ X




With the Comfort Cloud App, you can easily turn on the nanoe™ mode anytime, anywhere.



Group Status



Statistics



Individual Comfort and Energy Saving
Airflow Volume Control

The damper opening can be controlled with the Comfort Cloud app. Adjust the air volume conveniently according to your daily life.





The living room damper opening is increased.




For daily naps, reduce the air volume so that it doesn't get too cold.

Auto-optimised Comfort for Your Lifestyle
Weekly Timer

Able to set 6 timers/day. Realise optimal control day & night for your lifestyle with timers.




Pre-cool 30 minutes before going to bed, living zone off 30 minutes later.




Cool your bedroom on weekend mornings to suit your oversleep.


Purifies Your Room with nanoe™ X
24hr Clean Air




When you go out, clean the air with the nanoe™ mode. Pre-cool the living zone according to the time you return home.




Zone Status



Statistics



Requirements for Connecting with Panasonic Comfort Cloud App




External Adapter, Remote Controller Network

CZ-CAPWFC2


Other Hardware Requirements*

Router - Internet - Smartphone
(Required 2.4GHz transmission channel)
*Purchase and subscribe separately



Compatible Device and Browsers

1. iOS 9.0 or above
2. Android™ 5.0 Lollipop or later



Download Free App

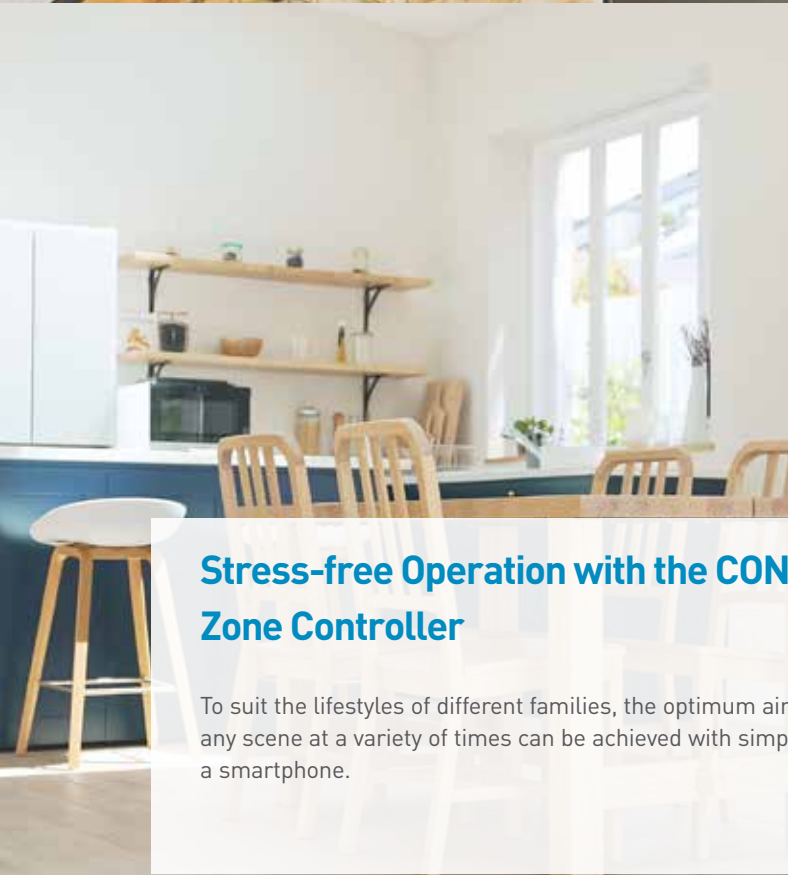
Panasonic Comfort Cloud app

* New white model's scheduled release date is 4th Quarter in CY23.
Note: Product images not to scale.

* New white model's scheduled release date is 4th Quarter in CY23.
Note: Product images not to scale.

Next Generation One-touch Control, Anytime, Anywhere

Air conditioning for each zone anytime, anywhere according to your needs.
Enabled by the fusion of Panasonic's IoT technology and cloud service.



Stress-free Operation with the CONEX Zone Controller

To suit the lifestyles of different families, the optimum air conditioning for any scene at a variety of times can be achieved with simple operation using a smartphone.

Individual comfort

•Airflow volume control

The damper opening can be controlled with the Comfort Cloud App. Adjust the air volume conveniently according to your lifestyle.

E.g.) Open the living room damper when the family gathers.
For daily naps, reduce airflow volume so that it doesn't get too cold.



Auto optimised comfort for your lifestyle

•Weekly timer

Able to set 6 timers/day. Realize optimal control day & night for your lifestyle with timers.

E.g.) Usually, pre-cool a child's room 30 minutes before going to bed.
After your child is asleep, the air conditioner turns off.
If you want your child to rest longer, you can turn on cooling again in the morning.






Enable comfort for whole family

•Target temperature control

The temp targeted zone can be switched easily according to how you and your family spend time, making the whole family comfortable.

E.g.) When gathering in the living room, switch to AC control based on the living room temperature to reach a comfortable temperature.
You can also clean the air with the nanoe™ mode.



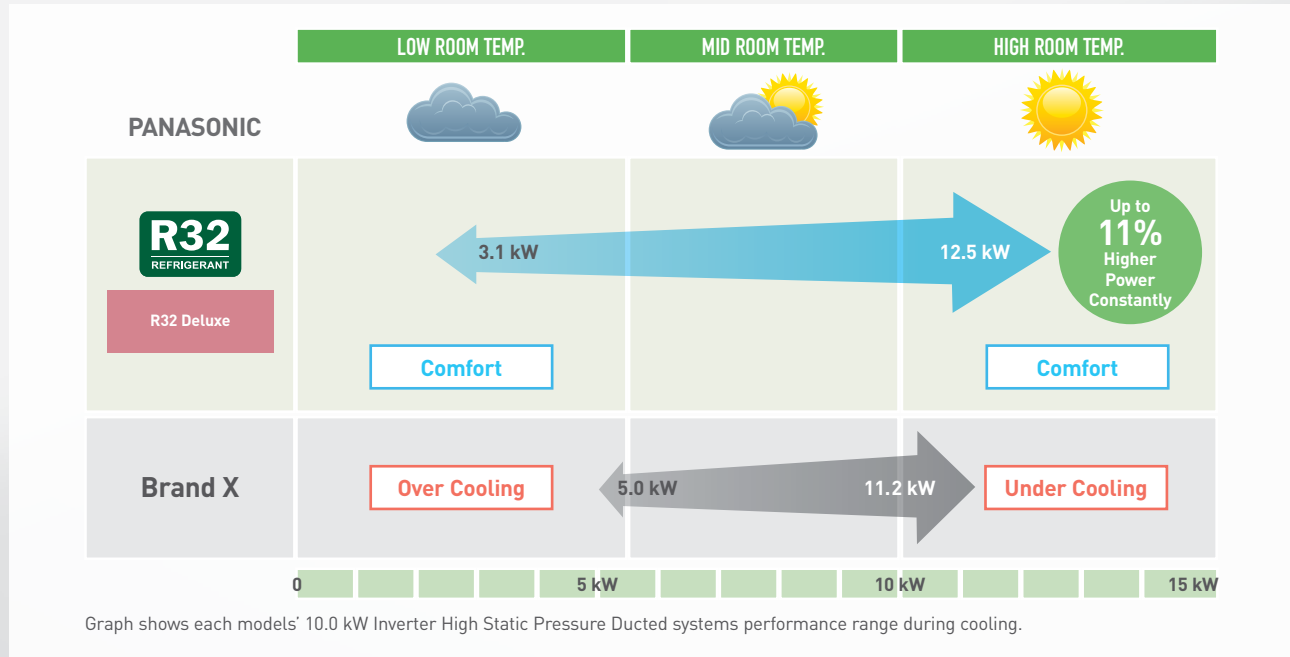
Controllable Function List RC and App	Zone Controller (CZ-RTC6WZ2* / CZ-RTC6Z2)		Comfort Cloud
	ON/OFF (CAPZ1S)	Multiple (CAPZ1M)	APP
Function			
Power ON/OFF	✓	✓	✓
Temperature setting	✓	✓	✓
Fan Speed Setting	✓	✓	✓
Mode Selection	✓	✓	✓
Zone ON/OFF	✓	✓	✓
Damper Step Settings	—	✓	✓
Weekly Timer	—	—	✓
nanoe™ X ON/OFF	✓	✓	✓
WLAN Settings	✓	✓	—
Enter Zone Names	✓	✓	✓
Temperature Zone Setting	✓	✓	✓
Auto Sensor	✓	✓	—
Spill Zone Settings	✓	✓	✓
Spill Zone Notification	✓	✓	✓
Field Settings	✓	✓	✓
Test Run	✓	✓	—
Operate from Outside	—	—	✓
Operate from Any Room	—	—	✓
Multiple Users	—	—	✓

* New white model's scheduled release date is 4th Quarter in CY23.
Note: Product images not to scale.

Why Choose Panasonic?

Constant Comfort Air Conditioning

Another advantage of Panasonic Premium Inverter technology includes its ability to ensure precise temperature control and offer a wider power output range to perform in even the most extreme conditions in Australia, ensuring constant comfort.



All Side Discharge R32 Outdoor Units

Panasonic's new range of outdoor units feature intuitive technology and thoughtful engineering. The two innovative ranges of R32 units, both Deluxe and Compact, feature energy and space saving technologies, allowing installation in even the tightest and demanding conditions.



Class Leading Features



Energy Saving Technologies

Panasonic's Premium Inverter technology creates a powerhouse energy-saving ducted air conditioning system with the ability to lower both cooling capacity and power consumption when required. Panasonic's clever technologies benefit both the environment and your power bill, so your green intention won't prevent you from living a comfortable life.



Designed for The Australian Environment

Our Premium Inverter ducted systems boast an outstanding operating temperature range. Cooling operation is possible even when it is a scorching up to 48°C outside, which is perfect for Australia's hot summer days and the heating operation is designed to operate even when it's a freezing -20°C outside, so even the coldest parts of Australia are covered.



Superior Technology Makes Superior Systems

- Demand Response Enabling Device (DRED) ready
- Panasonic Premium Inverter technology
- DC indoor fan motor*
- Incredibly quiet operation
- Compact indoor and outdoor design
- Easy interfacing for remote On/Off, control outputs, and third party control.

* Excludes 14.0kW and 16.0kW.

Note: In case of R32 Deluxe Models up to 14.0kW. Please refer to Technical Data Capacity Table for full details.



Quiet Operation

Panasonic Premium Inverter ducted systems are amongst the quietest in the world, so you can enjoy the comfort of running your air conditioner at night and still have a relaxing sleep. The outdoor unit is also very quiet which means you don't have to worry about keeping your neighbours up either.



Cold Drafts Reduced During Winter

Cold drafts during start-up are a common unwanted side effect of ducted air conditioning systems. During heating mode Panasonic Premium Inverter ducted air conditioners employ clever sensor technology that allows airflow to enter the room when it has been warmed. This great feature reduces cold drafts, keeping you comfortable at all times.



You Can Count on Panasonic

Panasonic air conditioners are manufactured to the highest quality standards to ensure years of reliable comfort. We even back our reliability by offering a full 5 year parts and labour warranty.

Specifications
R32 Deluxe Model

R32 REFRIGERANT
nanoe™X Generator Mark2
nanoe™X as a standard*
nanoe™X Generator Mark3
*nanoe™X Generator Mark 2 (7.1 kW-14.0 kW)
nanoe™X Generator Mark 3 (16.0 kW-22.4 kW)



Indoor Unit
Hidden in your ceiling



7.1kW – 10.0kW
S-71PE3R / S-100PE3R



12.5kW – 16.0kW
S-125PE3R / S-140PE3R / S-160PE3R



18.0kW – 22.4kW
S-180PE4R / S-200PE4R / S-224PE4R

Outdoor Unit
Sits outside your home



7.1kW
U-71PZH3R5



10.0kW – 14.0kW
U-100PZH3R5 / U-100PZH3R8*1 / U-125PZH3R5
U-125PZH3R8*1 / U-140PZH3R5 / U-140PZH3R8*1



16.0kW – 22.4kW
U-160PZH3R5 / U-160PZH3R8*1
U-180PZH3R5 / U-180PZH3R8*1
U-200PZH3R8*1 / U-224PZH3R8*1

*1 3-Phase

*1 3-Phase

Optional Controller
Variety of options, easy to use



CZ-RTC6WBL*2/CZ-RTC6WBLW2
*2
CONEX High-Spec.

This wired remote controller offer IoT integration that connects directly to a variety of apps.



CZ-RTC6WZ2*5
CONEX Zone Controller
This remote controller can manage up to 8 zones of air conditioning.



CZ-RTC5B
Deluxe Wired Remote Controller
This optional backlit LED large controller can be installed in your bed room so you can change the temperature during the night without turning on the light.



CZ-RTC4A
Wired Remote Controller
The wall control with its large LCD display gives you full operational access and can be easily customised to suit your unique requirements.



CZ-RWS3 + CZ-RWRC3
Wireless Remote Controller
This wireless remote controller gives you the convenience to operate the unit from anywhere in the room.



PAC Smart Connectivity SER8150
Fully customisable and Building Management System ready wall controller.



CZ-CAPWFC2
Network Adaptor
Anywhere, anytime control and monitoring multiple air conditioning units.

*2 Launched in 4th Quarter in CY23. Black models(CZ-RTC6BL/CZ-RTC6BLW2) are also available.
*3 Applicable for CZ-RTC6WBLW2*2/CZ-RTC6BLW2
*4 Applicable for CZ-RTC6WBL*2/CZ-RTC6BL/CZ-RTC6WBLW2*2/CZ-RTC6BLW2
*5 Launched in 4th Quarter in CY23. A black model(CZ-RTC6Z2) is also available.
Note: CZ-RTC6WBL*2, CZ-RTC6BL, CZ-RTC6WBLW2*2, CZ-RTC6BLW2, CZ-RTC5B, CZ-RTC6WZ2*5, CZ-RTC6Z2 or selected wireless remote controller is needed to turn on or turn off nanoe™ X, please consult Panasonic for details.
Product images not to scale.

Table with 14 columns: Capacity, Model Name, Indoor Unit, Outdoor Unit, kW, BTU/h, EER, COP, COPIQH2 condition, Total power input, TCSPP, HSPF, Indoor Unit, Power source, Current (rated), Dimension, Net weight, Air volume, External static pressure, Sound pressure level, Sound power level, Number of fan speeds, Drain piping, Outdoor Unit, Power source, Current (rated), Dimension, Net weight, Air volume, Sound pressure level, Sound power level, Piping connections, Pipe length range, Elevation difference, Maximum chargeless length, Refrigerant at shipping, Operating range.

Notes:
• In the case of nanoe X Off
• In case it is necessary to indicate the air flow volume in (l/s), the value in (m³/min.) shall be multiplied by 16.7 and rounded down the decimal point.
• AER and ACOP classification is at 230V(400V) only in accordance with GEMS2019.
• TCSPP, HSPF and Total Energy consumption indicate the value of average temperature zone.
• Indoor and outdoor sound levels are determined in an anechoic chamber and may differ once the unit is installed due to ambient conditions
*6 Outdoor power supply.
*7 Not adjustable, refer to "Indoor Fan Performance" section of technical data.
*8 Tubing size may differ depending on pipe length. Please refer to technical documents.
*9 Additional gas amount is 45g/m when the piping length is under 50m and 60g/m when the piping length is over 50m.

Specifications
R32 Compact Model



Indoor Unit

Hidden in your ceiling



6.0kW
S-60PE3R



7.1kW - 10.0kW
S-71PE3R / S-100PE3R



12.5kW - 14.0kW
S-125PE3R / S-140PE3R

Outdoor Unit

Sits outside your home



6.0kW - 7.1kW
U-60PZ3R5 / U-71PZ3R5



10.0kW - 14.0kW
U-100PZ3R5 / U-100PZ3R8*/ U-125PZ3R5
U-125PZ3R8*/ U-140PZ3R5 / U-140PZ3R8*

*1 3-Phase

Optional Controller

Variety of options, easy to use



CZ-RTC6WBL*2 / CZ-RTC6WBLW2*2
CONEX High-Spec.

This wired remote controller offer IoT integration that connects directly to a variety of apps.



CZ-RTC6WZ2*5
CONEX Zone Controller

This remote controller can manage up to 8 zones of air conditioning.



CZ-RTC5B
Deluxe Wired Remote Controller

This optional backlit LED large controller can be installed in your bed room so you can change the temperature during the night without turning on the light.



CZ-RTC4A
Wired Remote Controller

The wall control with its large LCD display gives you full operational access and can be easily customised to suit your unique requirements.



CZ-RWS3 + CZ-RWRC3
Wireless Remote Controller

This wireless remote controller gives you the convenience to operate the unit from anywhere in the room.



PAC Smart Connectivity
SER8150

Fully customisable and Building Management System ready wall controller.



CZ-CAPWFC2
Network Adaptor

Anywhere, anytime control and monitoring multiple air conditioning units.

*2 Launched in 4th Quarter in CY23. Black models(CZ-RTC6BL/CZ-RTC6BLW2) are also available.

3 Applicable for CZ-RTC6WBLW2/CZ-RTC6BLW2

4 Applicable for CZ-RTC6WBL/CZ-RTC6BL/CZ-RTC6WBLW2*/CZ-RTC6BLW2

*5 Launched in 4th Quarter in CY23. A black model(CZ-RTC6Z2) is also available.

Note: CZ-RTC6WBL*2, CZ-RTC6BL, CZ-RTC6WBLW2*2, CZ-RTC6BLW2, CZ-RTC5B, CZ-RTC6WZ2*5, CZ-RTC6Z2 or selected wireless remote controller is needed to turn on or turn off nanoe™ X, please consult Panasonic for details.

Product images not to scale.

Table with 10 columns: Capacity, Model Name, Indoor Unit, Outdoor Unit, and various performance metrics (Cooling capacity, EER, COP, etc.) for different power ratings (6.0kW, 7.1kW, 10.0kW, 12.5kW, 14.0kW).

Notes:
• In the case of nanoe X OFF
• In case it is necessary to indicate the air flow volume in [l/s], the value in [m³/min.] shall be multiplied by 16.7 and rounded down the decimal point.
• AER and ACoP classification is at 230V(400V) only in accordance with GEMS2019.
• TCSPP, HSPF and Total Energy consumption indicate the value of average temperature zone.
• Indoor and outdoor sound levels are determined in an anechoic chamber and may differ once the unit is installed due to ambient conditions
*6 Not adjustable, refer to "Indoor Fan Performance" section of technical data.
*7 For piping connection for 6.0kW unit, connect the gas socket tube (Ø12.7-Ø15.88) to the gas tubing side indoor unit and connect the liquid socket tube (Ø6.35-Ø9.52) to the liquid tubing side indoor unit.
*8 For piping connection for 7.1kW unit, connect the liquid socket tube (Ø6.35-Ø9.52) to the liquid tubing side indoor unit.